

**Paying
on our
promise**

At Sanlam, we take care of our clients and as Wealthsmiths™ we are committed to going the extra mile. We pride ourselves in following a consistent, fair and objective approach when assessing claims, to ensure that we honour our commitment to our clients.

In **2018** we paid claims to the value of:
R3 903 469 584



For life cover

R3 251m



For income cover

R329m



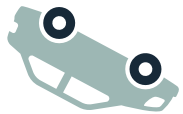
For trauma & injury

R323.5m

Claim Statistics 2018



Life cover



Most death and funeral claims in 2018 paid for:

30% of accidental death claims on Matrix were for motor vehicle accidents



ages 55+

Cardiovascular disease **25%**

of all death claims on Matrix



2/3 of all death claims admitted were for men

Disability cover

52% of claims paid were for heart disease, cancer and musculoskeletal conditions



women:

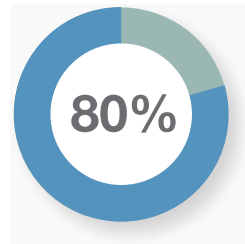
Most claims paid were for cardiovascular disease: **22%**



men:

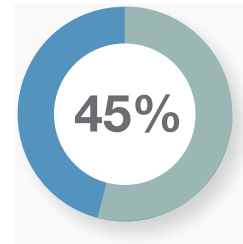
Most claims paid were for cancer: **28%**

Severe Illness cover



of severe illness claims for women were for cancer

of which **31%** was for **breast cancer** and **6%** for **melanoma**



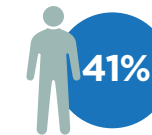
of severe illness claims for men were for cancer

of which **33%** was for **prostate cancer**

Income Protector

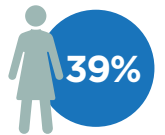


most claims were admitted in respect of:



Men: most of the income protection claims were admitted for **accidents**

Women: most of the income protection claims were admitted for diseases affecting **bones, back, joints and connective tissue**



Sickness

most sickness claims were paid in respect of clients between **26** and **45** years old



men: Most sickness claims paid, were for accidents, poisoning and violence: **25%**



of all sickness claims were for accidents, poisoning & violence



women: Most sickness claims paid, were for diseases of the respiratory system: **12%**